

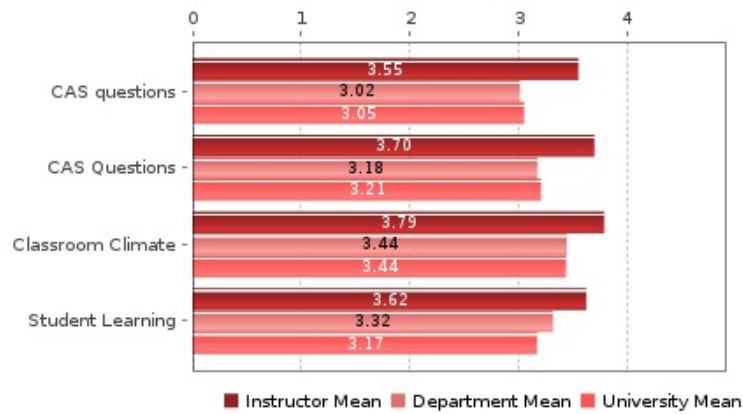
Teaching Evaluation Summary (201510)

Ratings Summary

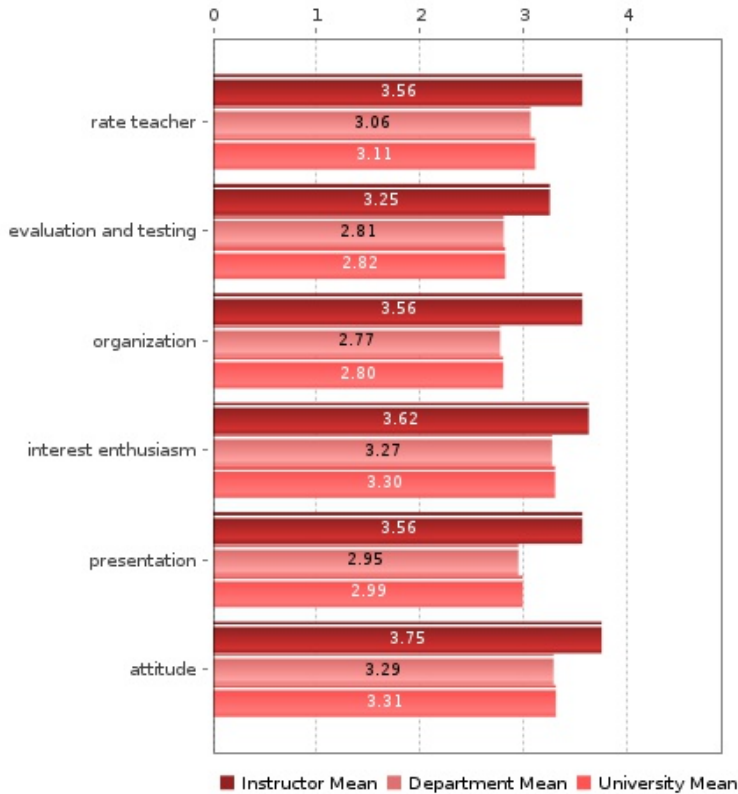
Instructor: **Toll, Benjamin**
 Subject: **POL**
 Catalog & Section: **241, C**

Course Title: **American Political System**
 Enrollment: **28** Responses Incl Declines: **16**
 (Declined: **0**)

Elements of Instruction



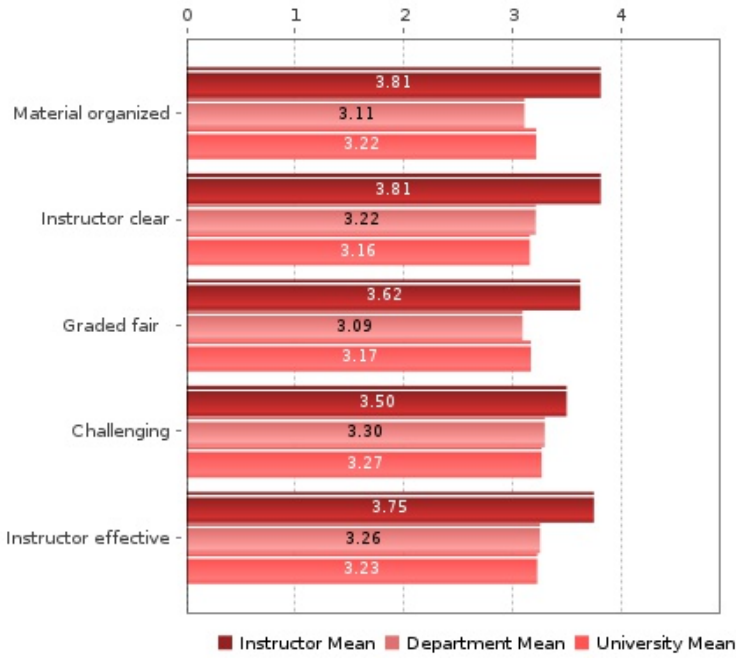
CAS questions



	Response Rate	Mean	Median	Std Dev	0.01	0.02	0.03	0.04	0.0
rate teacher	57%	3.56	4.00	0.50	0	0	0	7	9
evaluation and testing	57%	3.25	3.00	0.66	0	0	2	8	6
organization	57%	3.56	4.00	0.50	0	0	0	7	9
interest enthusiasm	57%	3.62	4.00	0.60	0	0	1	4	11
presentation	57%	3.56	4.00	0.50	0	0	0	7	9
attitude	57%	3.75	4.00	0.43	0	0	0	4	12

Scales:
 0.0 - Poor; 1.0 - Below Average; 2.0 - Average; 3.0 - Above Average; 4.0 - Excellent;

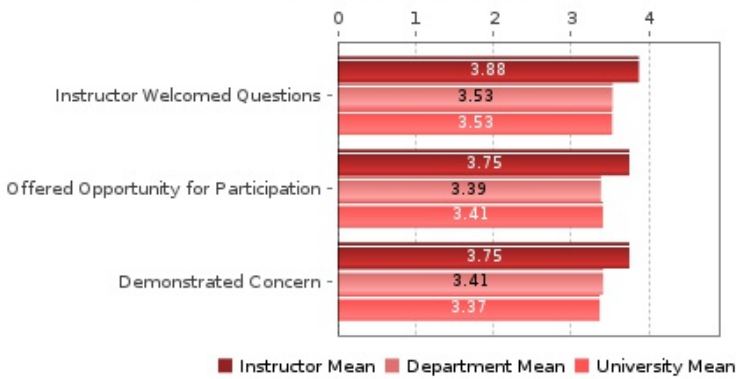
CAS Questions



	Response Rate	Mean	Median	Std Dev	0	1	2	3	4	0-1.0
Material organized	57%	3.81	4.00	0.39	0	0	0	3	13	0
Instructor clear	57%	3.81	4.00	0.39	0	0	0	3	13	0
Graded fair	57%	3.62	4.00	0.60	0	0	1	4	11	0
Challenging	57%	3.50	4.00	0.61	0	0	1	6	9	0
Instructor effective	57%	3.75	4.00	0.43	0	0	0	4	12	0

Scales:
0.0 - Strongly Disagree; 1.0 - Disagree; 2.0 - Neutral; 3.0 - Agree; 4.0 - Strongly Agree; -1.0 - N/A;

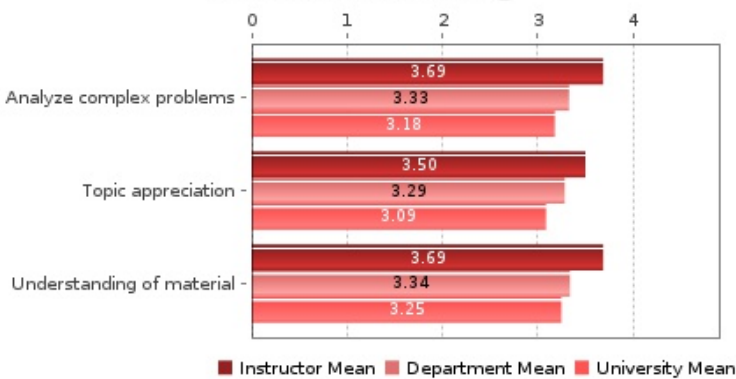
Classroom Climate



	Response Rate	Mean	Median	Std Dev	0	1	2	3	4	0-1.0
Instructor Welcomed Questions	57%	3.88	4.00	0.33	0	0	0	2	14	0
Offered Opportunity for Participation	57%	3.75	4.00	0.43	0	0	0	4	12	0
Demonstrated Concern	57%	3.75	4.00	0.43	0	0	0	4	12	0

Scales:
0.0 - Strongly Disagree; 1.0 - Disagree; 2.0 - Neutral; 3.0 - Agree; 4.0 - Strongly Agree; -1.0 - N/A;

Student Learning



	Response Rate	Mean	Median	Std Dev	0	1	2	3	4	0-1.0
Analyze complex problems	57%	3.69	4.00	0.46	0	0	0	5	11	0
Topic appreciation	57%	3.50	4.00	0.61	0	0	1	6	9	0
Understanding of material	57%	3.69	4.00	0.46	0	0	0	5	11	0

Scales:
0.0 - Strongly Disagree; 1.0 - Disagree; 2.0 - Neutral; 3.0 - Agree; 4.0 - Strongly Agree; -1.0 - N/A;