

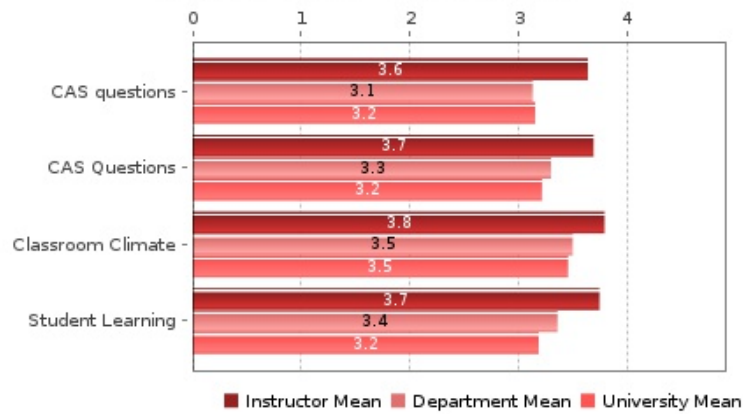
Teaching Evaluation Summary (201610)

Ratings Summary

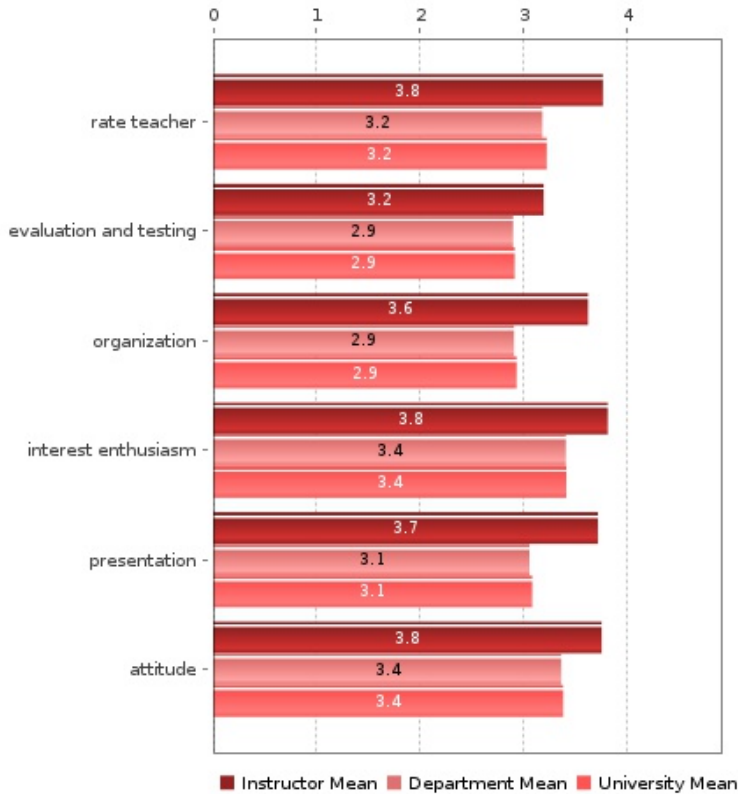
Instructor: **Toll, Benjamin**
 Subject: **POL**
 Catalog & Section: **241, D**

Course Title: **American Political System**
 Enrollment: **48** Responses Incl Declines: **21**
 (Declined: **0**)

Elements of Instruction



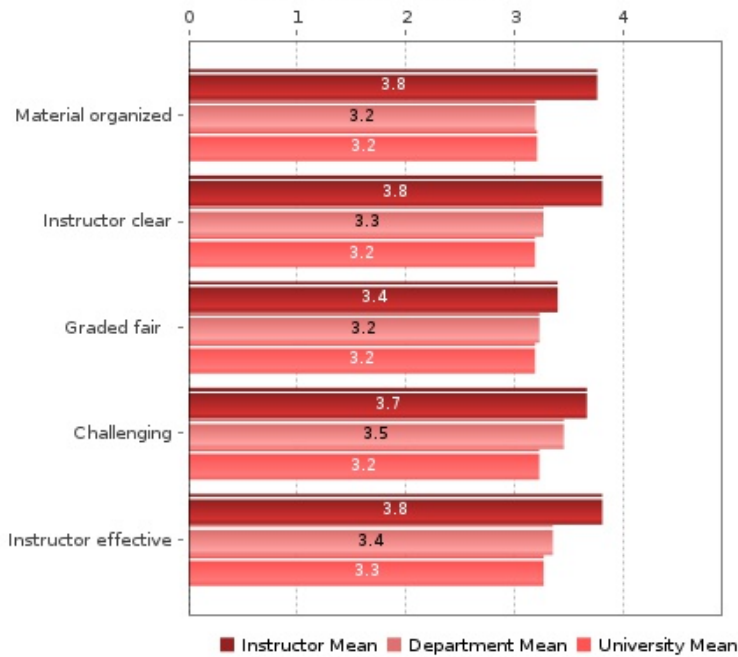
CAS questions



	Response Rate	Mean	Median	Std Dev	0.0	1.0	2.0	3.0	4.0
rate teacher	43%	3.8	4.0	0.4	0	0	0	5	16
evaluation and testing	43%	3.2	4.0	1.1	1	1	2	6	11
organization	43%	3.6	4.0	0.6	0	0	2	4	15
interest enthusiasm	43%	3.8	4.0	0.4	0	0	0	4	17
presentation	43%	3.7	4.0	0.6	0	0	2	2	17
attitude	41%	3.8	4.0	0.5	0	0	1	3	16

Scales:
 0.0 - Poor; 1.0 - Below Average; 2.0 - Average; 3.0 - Above Average; 4.0 - Excellent;

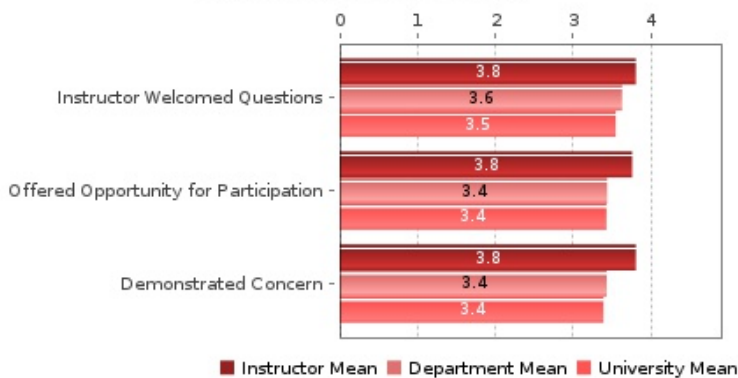
CAS Questions



	Response Rate	Mean	Median	Std Dev	0	1	2	3	4	0-1.0
Material organized	43%	3.8	4.0	0.4	0	0	0	5	16	0
Instructor clear	43%	3.8	4.0	0.4	0	0	0	4	17	0
Graded fair	41%	3.4	4.0	1.1	1	1	1	3	14	0
Challenging	43%	3.7	4.0	0.6	0	0	2	3	16	0
Instructor effective	43%	3.8	4.0	0.4	0	0	0	4	17	0

Scales:
0.0 - Strongly Disagree; 1.0 - Disagree; 2.0 - Neutral; 3.0 - Agree; 4.0 - Strongly Agree; -1.0 - N/A;

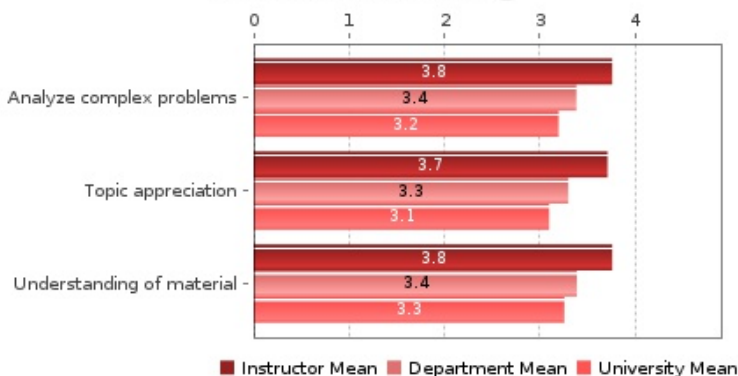
Classroom Climate



	Response Rate	Mean	Median	Std Dev	0	1	2	3	4	0-1.0
Instructor Welcomed Questions	43%	3.8	4.0	0.4	0	0	0	4	17	0
Offered Opportunity for Participation	43%	3.8	4.0	0.5	0	0	1	3	17	0
Demonstrated Concern	43%	3.8	4.0	0.4	0	0	0	4	17	0

Scales:
0.0 - Strongly Disagree; 1.0 - Disagree; 2.0 - Neutral; 3.0 - Agree; 4.0 - Strongly Agree; -1.0 - N/A;

Student Learning



	Response Rate	Mean	Median	Std Dev	0	1	2	3	4	0-1.0
Analyze complex problems	43%	3.8	4.0	0.7	0	1	0	2	18	0
Topic appreciation	43%	3.7	4.0	0.8	0	1	1	1	18	0
Understanding of material	43%	3.8	4.0	0.5	0	0	1	3	17	0

Scales:
0.0 - Strongly Disagree; 1.0 - Disagree; 2.0 - Neutral; 3.0 - Agree; 4.0 - Strongly Agree; -1.0 - N/A;