

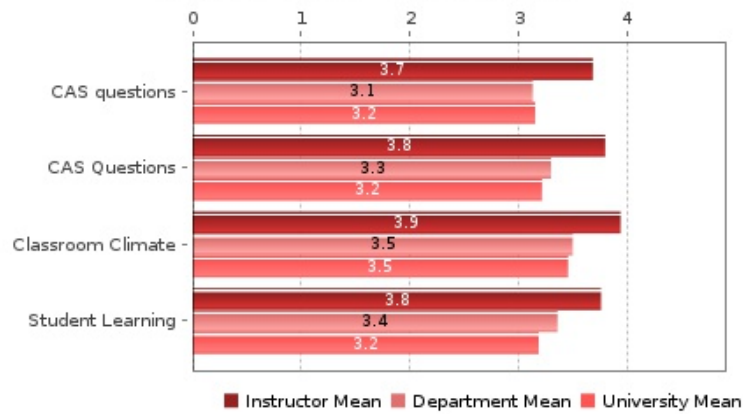
Teaching Evaluation Summary (201610)

Ratings Summary

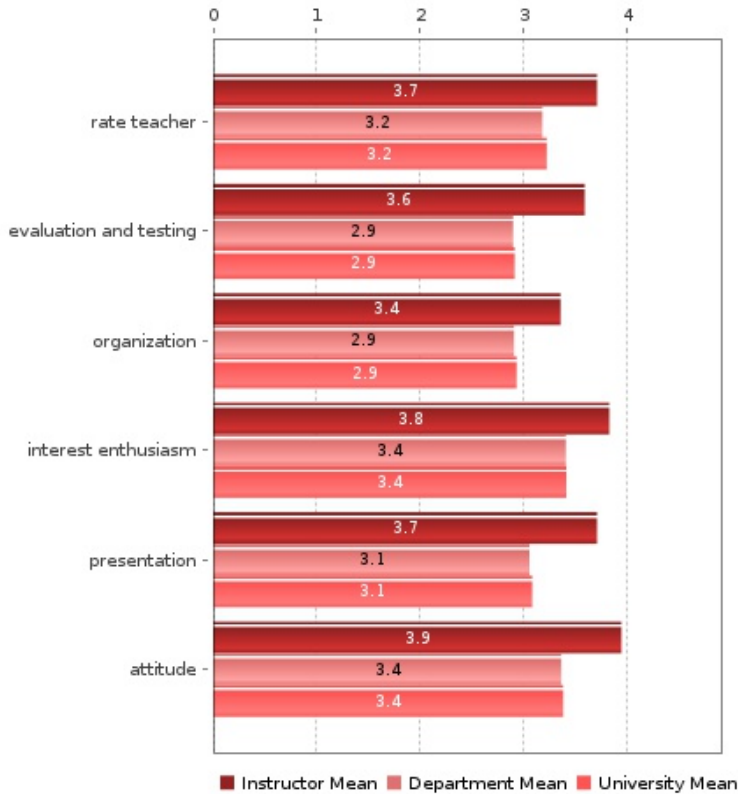
Instructor: **Toll, Benjamin**
 Subject: **POL**
 Catalog & Section: **355W, A**

Course Title: **Public Opinion**
 Enrollment: **23** Responses Incl Declines: **17**
 (Declined: **0**)

Elements of Instruction



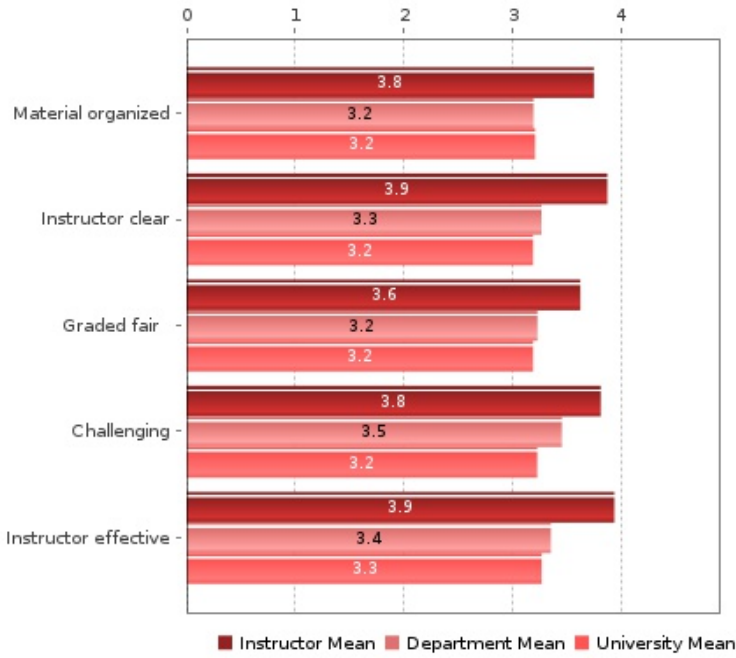
CAS questions



	Response Rate	Mean	Median	Std Dev	0.01	0.02	0.03	0.04	0.0
rate teacher	73%	3.7	4.0	0.5	0	0	0	5	12
evaluation and testing	73%	3.6	4.0	0.6	0	0	1	5	11
organization	73%	3.4	4.0	0.8	0	0	4	3	10
interest enthusiasm	73%	3.8	4.0	0.4	0	0	0	3	14
presentation	73%	3.7	4.0	0.5	0	0	0	5	12
attitude	73%	3.9	4.0	0.2	0	0	0	1	16

Scales:
 0.0 - Poor; 1.0 - Below Average; 2.0 - Average; 3.0 - Above Average; 4.0 - Excellent;

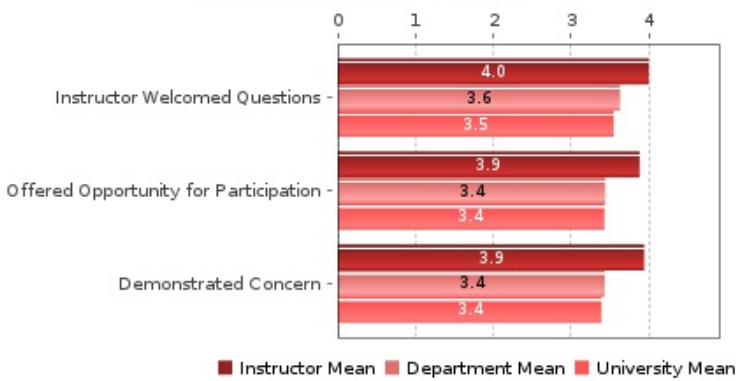
CAS Questions



	Response Rate	Mean	Median	Std Dev	0	1	2	3	4	0-1.0
Material organized	69%	3.8	4.0	0.4	0	0	0	4	12	0
Instructor clear	69%	3.9	4.0	0.3	0	0	0	2	14	0
Graded fair	69%	3.6	4.0	0.6	0	0	1	4	11	0
Challenging	69%	3.8	4.0	0.5	0	0	1	1	14	0
Instructor effective	69%	3.9	4.0	0.2	0	0	0	1	15	0

Scales:
0.0 - Strongly Disagree; 1.0 - Disagree; 2.0 - Neutral; 3.0 - Agree; 4.0 - Strongly Agree; -1.0 - N/A;

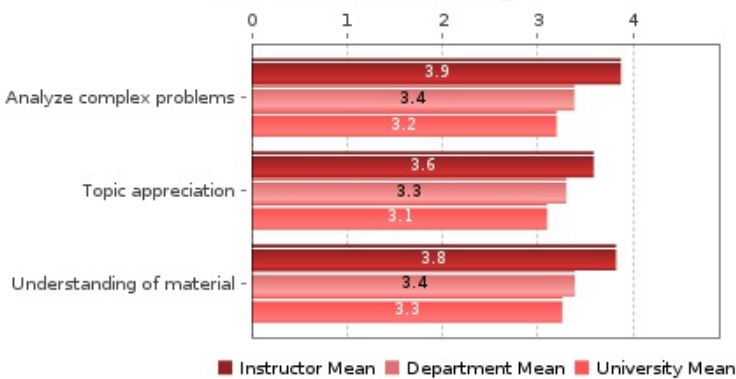
Classroom Climate



	Response Rate	Mean	Median	Std Dev	0	1	2	3	4	0-1.0
Instructor Welcomed Questions	73%	4.0	4.0	0.0	0	0	0	0	17	0
Offered Opportunity for Participation	73%	3.9	4.0	0.3	0	0	0	2	15	0
Demonstrated Concern	73%	3.9	4.0	0.2	0	0	0	1	16	0

Scales:
0.0 - Strongly Disagree; 1.0 - Disagree; 2.0 - Neutral; 3.0 - Agree; 4.0 - Strongly Agree; -1.0 - N/A;

Student Learning



	Response Rate	Mean	Median	Std Dev	0	1	2	3	4	0-1.0
Analyze complex problems	69%	3.9	4.0	0.5	0	0	1	0	15	0
Topic appreciation	73%	3.6	4.0	0.8	0	1	1	2	13	0
Understanding of material	73%	3.8	4.0	0.4	0	0	0	3	14	0

Scales:
0.0 - Strongly Disagree; 1.0 - Disagree; 2.0 - Neutral; 3.0 - Agree; 4.0 - Strongly Agree; -1.0 - N/A;